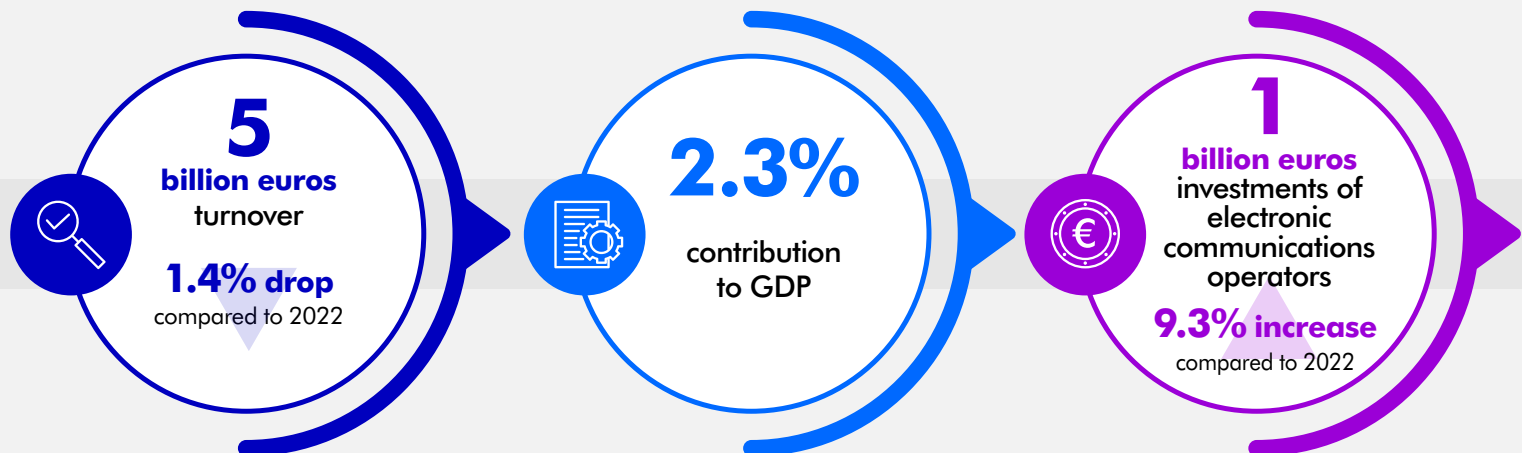


Significant data about the Greek electronic communications market for 2023

Key figures



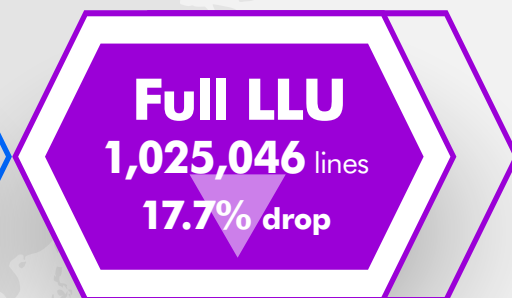
Broadband

4,513,239 fixed broadband connections
0.6% increase compared to 2022
43.3% fixed broadband penetration in the population

1,443,058 ultra high-speed broadband lines (>100 Mbps)
24% increase compared to 2022

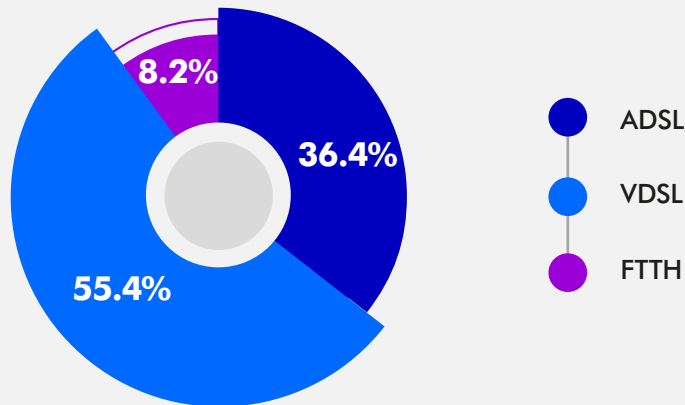
9,612,244 mobile connections with Internet usage
3.3% increase compared to 2022

92.3% mobile broadband penetration in the population



Significant data about the Greek electronic communications market for 2023

Breakdown of broadband lines per technology, December 2023



Fixed telephony



5,091,488
telephony lines

48.9%

penetration in the population

1.38 billion euros retail revenues
2% drop compared to 2022

10.2 billion minutes

outgoing traffic of national fixed calls

10.1% drop compared to 2022

346,130

ported numbers

10.7% increase compared to 2022

Mobile telephony



11.3 million
active connections

109%

penetration in the population

1.76 billion euros retail revenues
2.1% increase compared to 2022

36.6 billion minutes

of voice calls

8.1% increase compared to 2022

673,187

ported numbers

56.9% increase compared to 2022



Average monthly revenue from fixed & mobile telephony

Per connection from the provision of telephony services at a fixed location & Internet: **22.6 euros**

Per connection from the provision of telephony services at a fixed location: **13.6 euros**

Per post-paid user: **20 euros**

Per pre-paid user: **7 euros**

Significant data about the Greek electronic communications market for 2023



Average monthly use of data services & call duration in mobile telephony



Post-paid residential user: **11.3 GB**, **316 minutes** to mobiles & **42 minutes** to fixed lines

Pre-paid user: **8 GB**, **169 minutes** to mobiles & **16 minutes** to fixed lines

Business user: **7.9 GB**, **268 minutes** to mobiles & **33 minutes** to fixed lines



DATA

48% increase

1,249 million GB
versus
844 million in 2022



SMS

0.2% increase

2.38 billion messages



MMS

13.2% increase

10.8 million messages
versus
9.6 million in 2022



Bundled offers

4.5 million
bundled offers

42.2%

was 3-Play offers
(fixed telephony and fixed
broadband access
and mobile services)



Pay-TV

1.3 million
Pay-TV subscriptions

9.7% increase
compared to 2022

52%

was IP network subscriptions


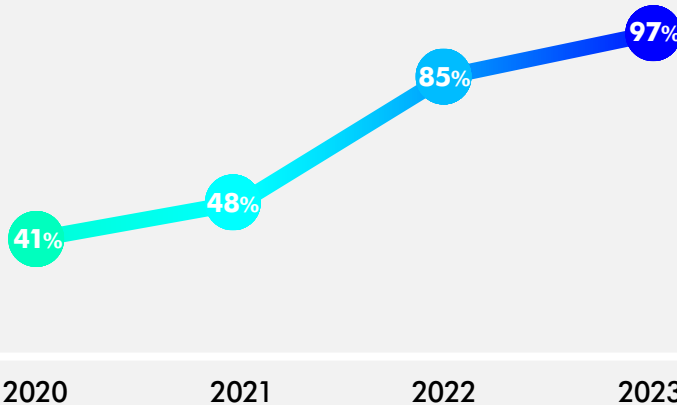
48%

was satellite TV subscriptions

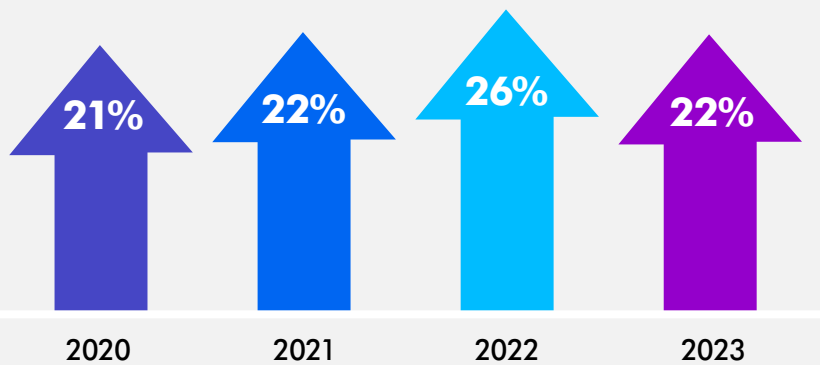
Significant data about the Greek electronic communications market for 2023

Price Observatory-Pricescope

Mobile post-paid products with unlimited call minutes to all



Mobile post-paid products with unlimited data



Fixed telephony products with unlimited call minutes to mobiles

